

QuPanel 5G/LTE MIMO 4x4

Directional High Power multiband 5G/LTE MIMO 4x4 antenna

QuPanel 5G/LTE directional MIMO 4x4 high gain antenna is predicted for 5G and 4G LTE mainly, but is compatible with 3G and 2G as well. The antenna improves the signal in rural/suburban and locations where the mobile signal is weak. That antenna is predicted to be installed on the buildings (on the pole or on the wall). Due to very wide working frequency range, the antenna is universal client for 5G bands n77, n78 and LTE bands like LTE700 / 800 / 1800 / 1900 / 2100 / 2300 / 2600 / 3400 / 3800. It's compatible with Teltonika and other MIMO 4x4 5G / LTE / 3G / 2G modems and routers.



OUTDOOR

Use LTE router wherever you want

ANTENNA

Maximize your signal with QuWireless antennas

SOLUTION

Plug LTE router and you are good to go

LTE SPECIFICATION

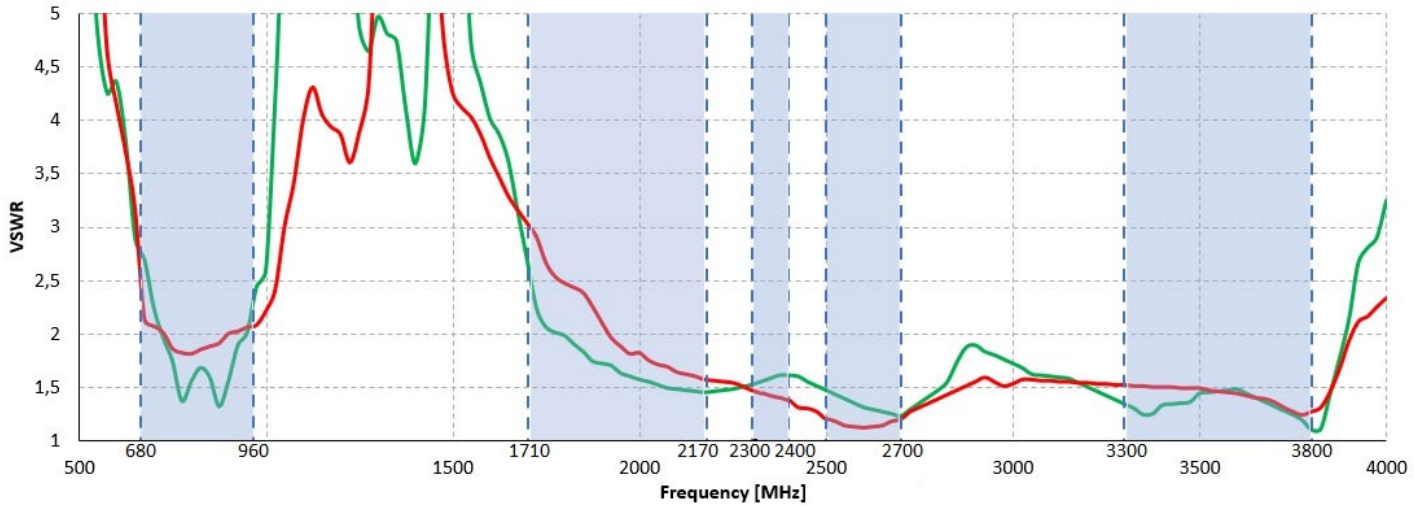
FREQUENCY	0.694-0.96 GHz 1.7 - 2.2 GHz 2.2 - 2.7 GHz 3.3-3.8 GHz
Supported LTE bands	1, 2, 3, 4, 5, 6, 7, 8, 9, 10, 12, 13, 14, 17, 18, 19, 20, 22, 23, 25, 26, 27, 28, 29, 30, 33, 34, 35, 36, 37, 38, 39, 40, 41, 42, 43, 44, 48, 49, 52, 53, 59, 62, 65, 66, 67, 68, 69, 85, n78, n80, n81, n82, n83, n84, n86, n89, n90, n95
GAIN	0.694 - 0.96 GHz : 7 dBi 1.7 - 2.2 GHz : 7 dBi 2.2 - 2.7 GHz : 7.5 dBi 3.3 - 3.8 GHz : 5.5 dBi
VSWR	<1.70, max <2.00
BEAMWIDTH	70°/70° ±15°
POLARIZATION	Dual polarized X-Pol
IMPEDANCE	50 Ω

MECHANICAL SPECIFICATION

MATERIALS	ABS, aluminum, Fiberglass, galvanized steel
CABLE TYPE	LMR195, white, length 5m
CONNECTOR TYPE	2x SMA plug
INGRESS PROTECTION	IP67
DIMENSIONS	392 x 392 x 99 mm 15.43 x 15.43 x 3.90 inch
WEIGHT	3.7 kg 8.16 lbs
OPERATING TEMPERATURE	From -40°C to 75°C From -40°F to 167°F

VSWR

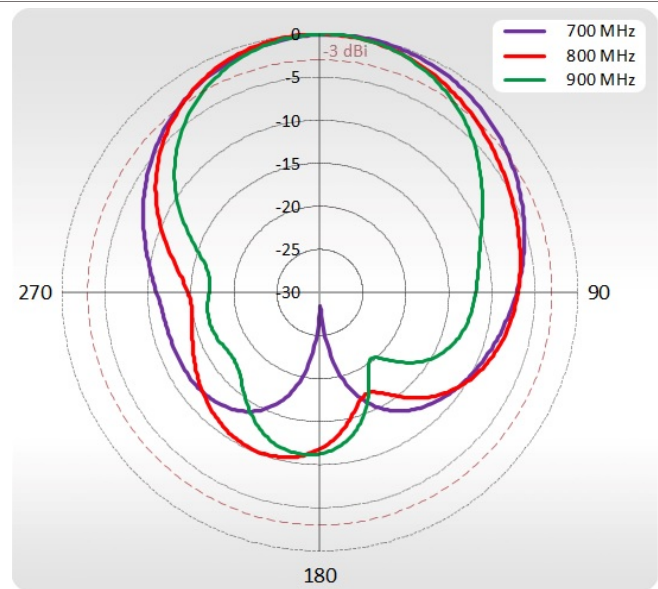
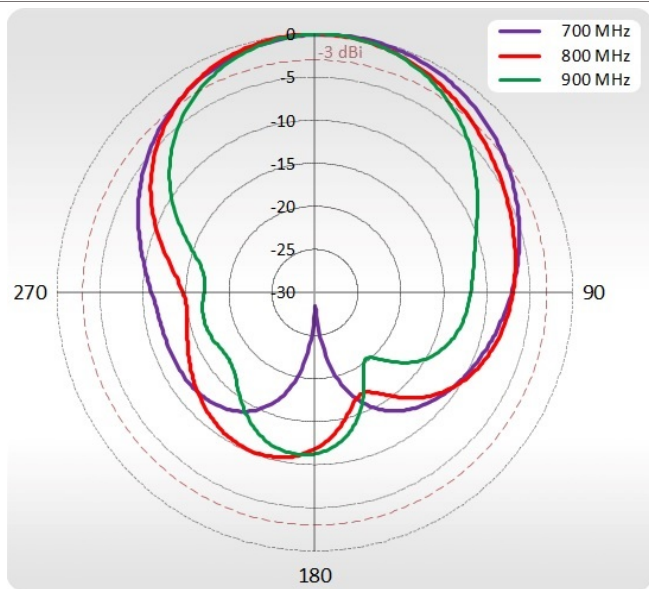
Port 1, 2, 3, 4



PLOTS

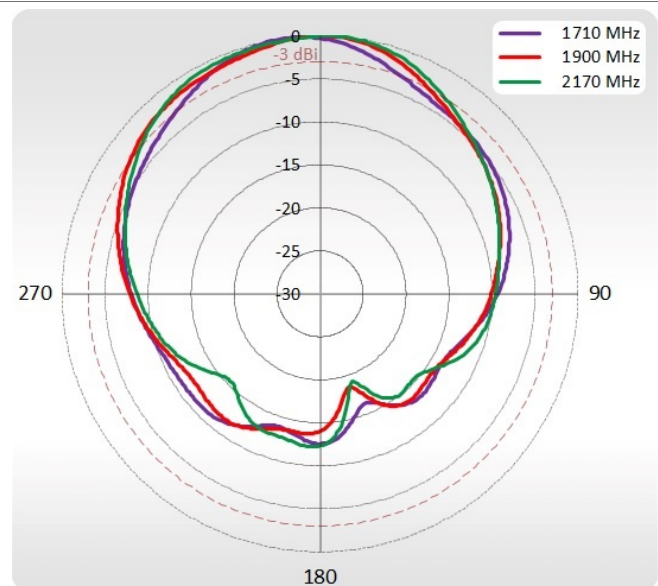
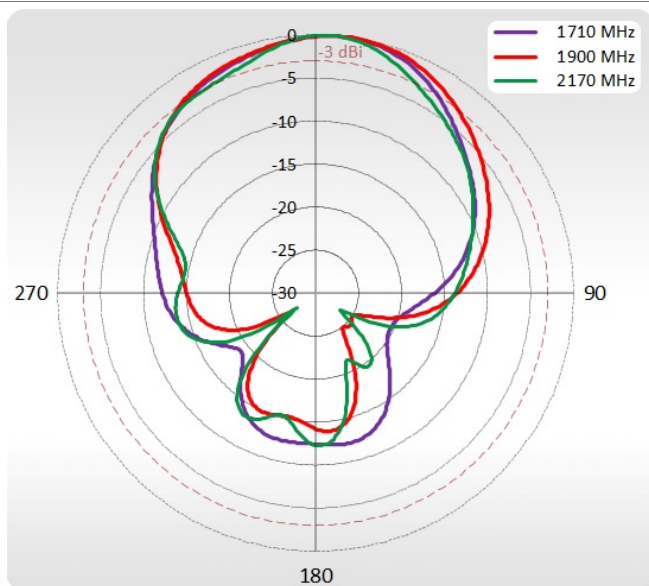
Port 1&3, 700-900 MHz Azimuth

Port 1&3, 700-900 MHz Elevation

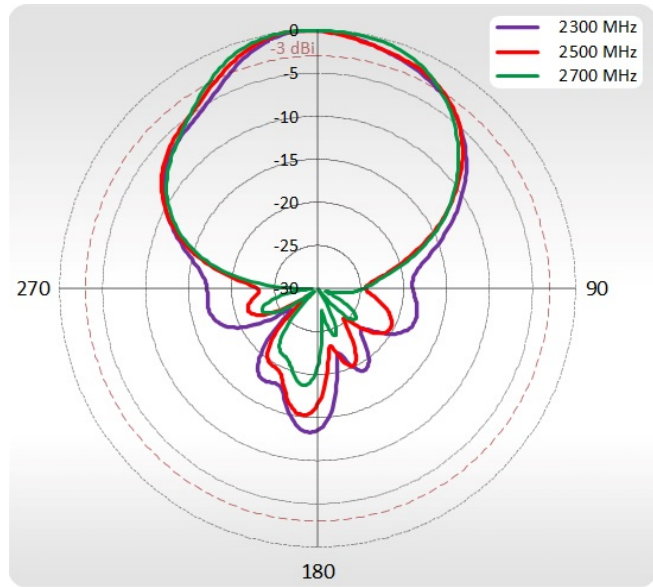


Port 1&3, 1710-2170 MHz Azimuth

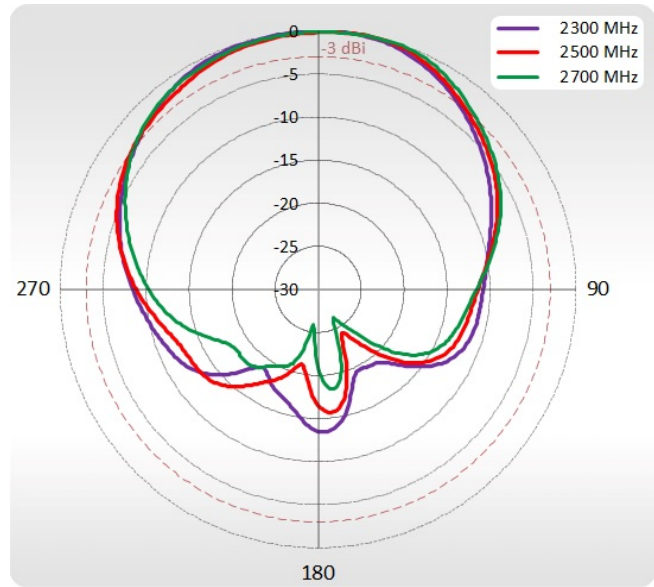
Port 1&3, 1710-2170 MHz Elevation



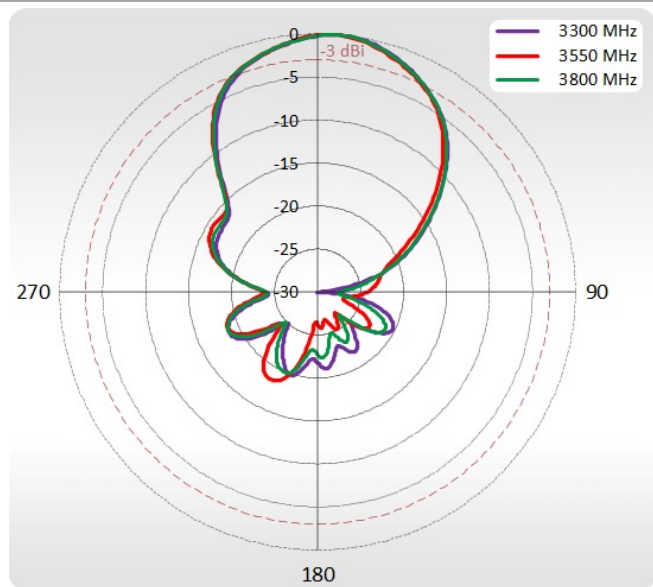
Port 1&3, 2300-2700 MHz Azimuth



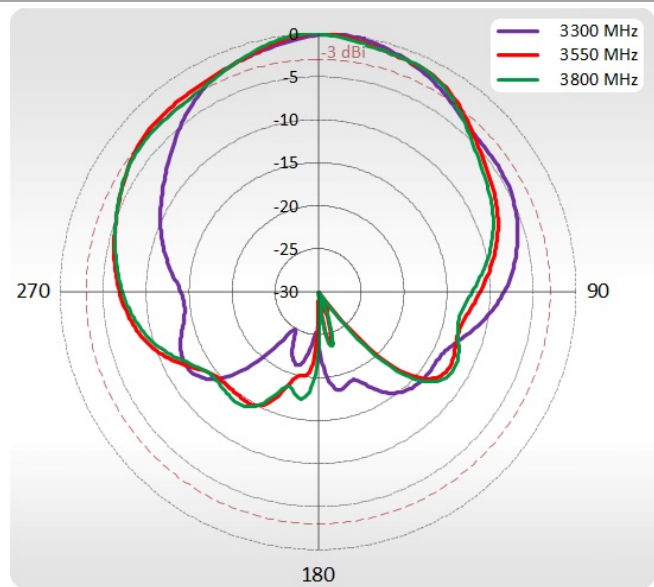
Port 1&3, 2300-2700 MHz Elevation



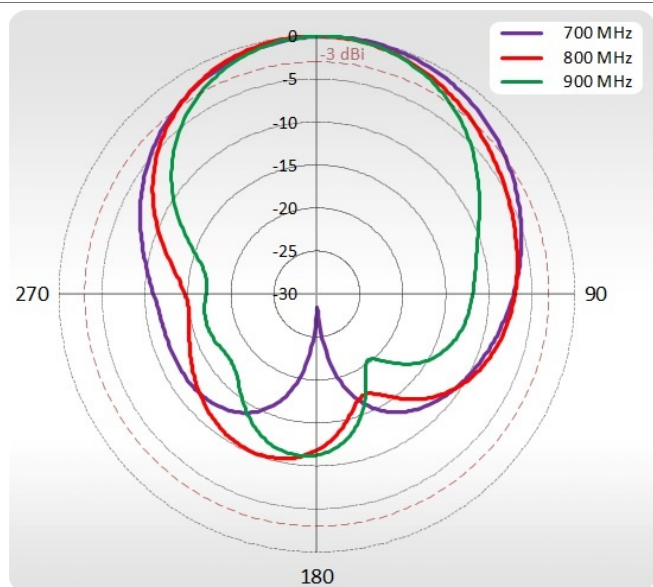
Port 1&3, 3300-3800 MHz Azimuth



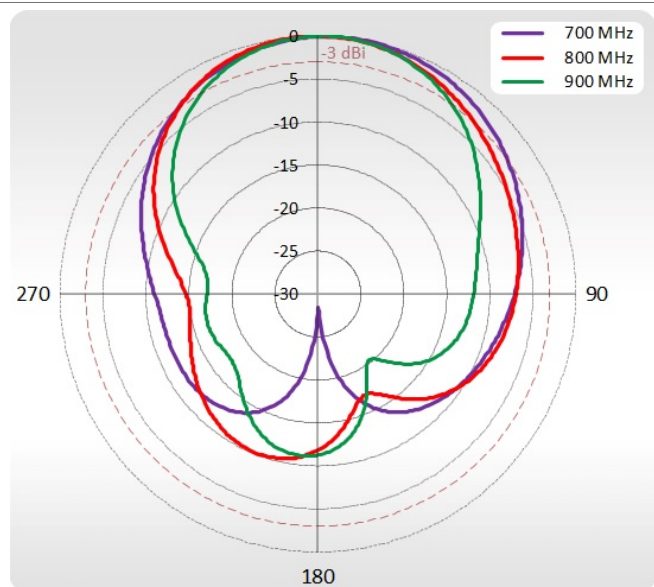
Port 1&3, 3300-3800 MHz Elevation



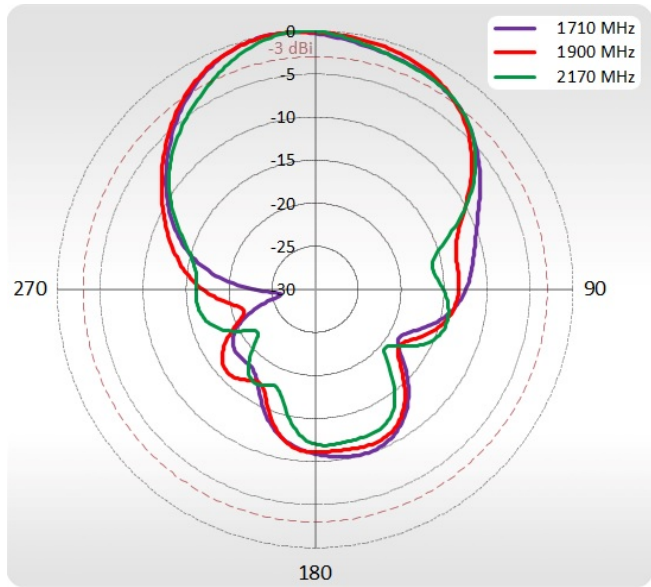
Port 2&4, 700-900 MHz Azimuth



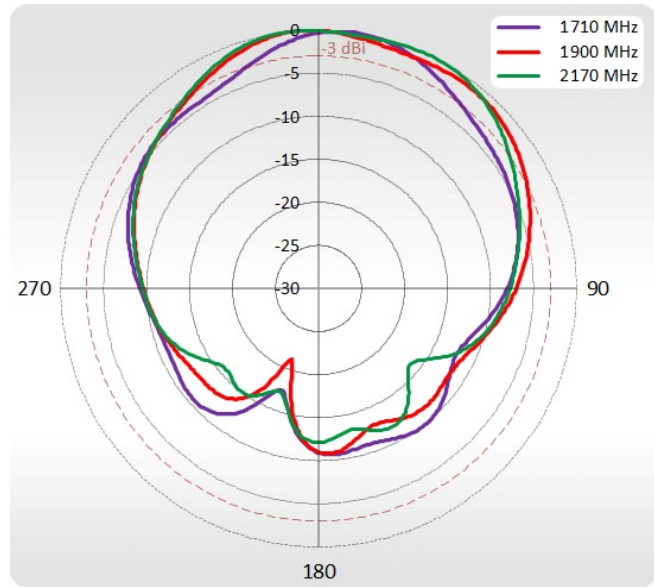
Port 2&4, 700-900 MHz Elevation



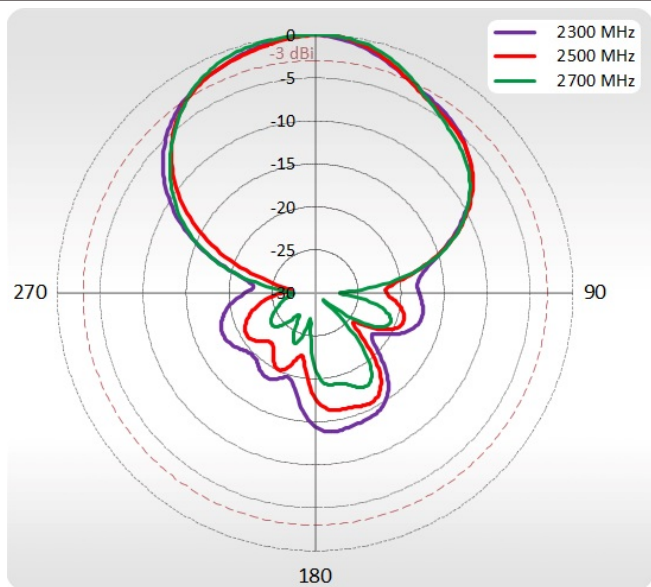
Port 2&4, 1710-2170 MHz Azimuth



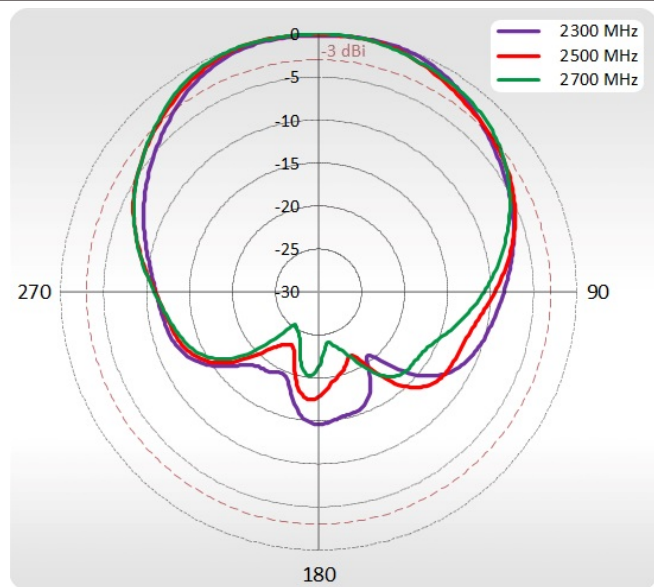
Port 2&4, 1710-2170 MHz Elevation



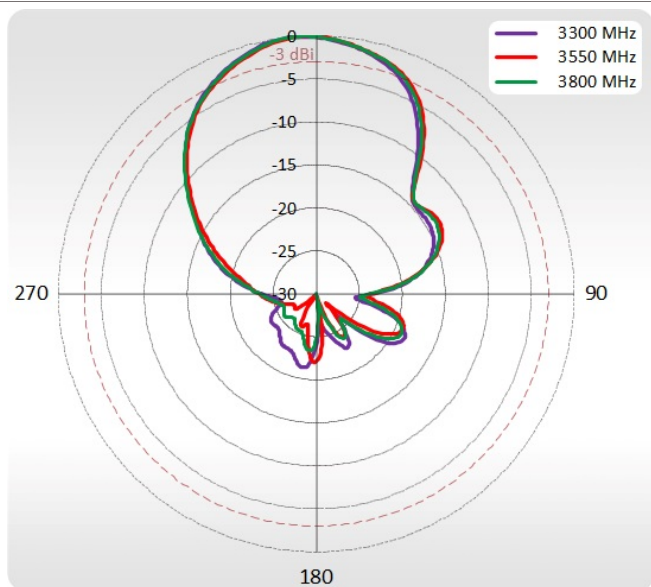
Port 2&4, 2300-2700 MHz Azimuth



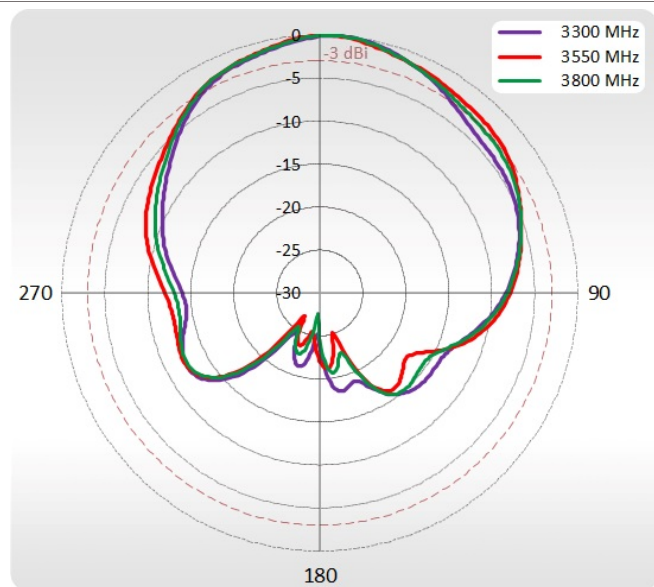
Port 2&4, 2300-2700 MHz Elevation



Port 2&4, 3300-3800 MHz Azimuth



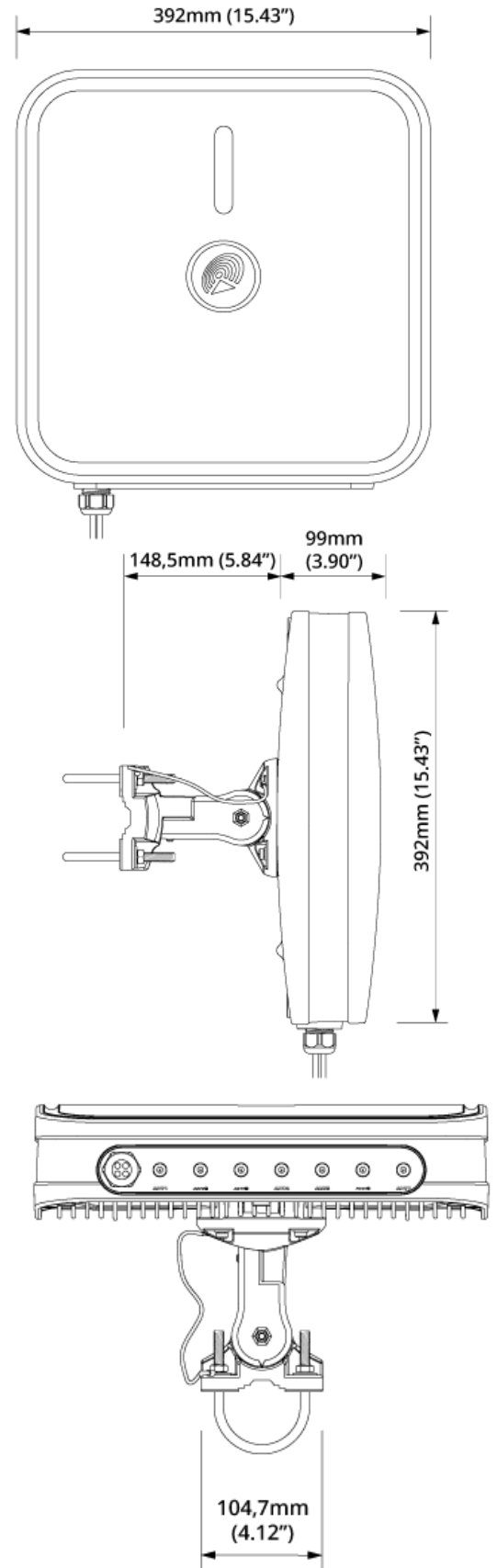
Port 2&4, 3300-3800 MHz Elevation



PHOTOS



DIMENSIONS



HEADQUARTER:

Wireless Instruments sp. z o.o.

ul. Kościuszki 27

52-116 Iwiny

POLAND

sales@quwireless.com

tel 1. +48 601 366 369

tel 2. +48 577 667 761

www.quwireless.com